



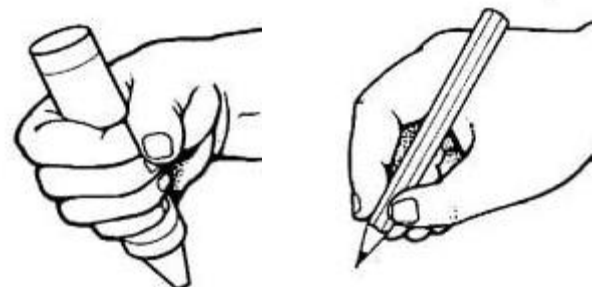
EYFS
 Foundation Stage 1
 Handwriting



- Physical development of gross motor
- Physical development of fine motor
- Practice of gross and fine motor skills eg: dough disco, squiggle while you wiggle
- Whole arm movements
- Palmer grip moving into a tripod grip
- Distinguish between markings
- Whole hand moves
- Draws lines and circles
- Begin to associate meaning to markings
- Begin to link written letters with RWI rhymes
- Can copy some letters eg: starting to write own name
- Begins to show hand dominance



HeidiSongs' Chart of the Developmental Progression of A Child's Writing			
 1. Pictures	 2. Random Scribbling	 3. Scribble Writing (Written in linear fashion to mimic real writing.)	 4. Symbols That Represent Letters
 5. Random Letters (No relationship between sounds of letters and what the child is trying to say.)	 6. Letter Strings (Progresses from left to right and top to bottom when the child "reads" his writing.)	 7. Letter Groups (The groups have spaces in between to resemble words.)	 8. Environmental Print (Child copies print found in the room, often without knowing what the words are.)
 9. Beginning Sounds (Child begins to write simple sentences using sight words and just the beginning sounds of words.)	 10. Early Inventive Spelling (Includes the same elements as the previous level, but with more consonant sounds represented and spaces between words.)	 11. Inventive Spelling (Has the same elements as the previous level, but with more sounds per word written, including the vowels. Some conventional spelling patterns may appear.)	 12. Transitional Writing (Includes all of the previous elements, plus some real spellings of words with silent letters and other spelling patterns. Punctuation is beginning to appear.)



My Sound Mat											
m	a	s	d	t	i	n	p	g			
Maisey mountain	Around the apple, down the leaf	Slither down the snake	Round his bottom, up his tail neck and down to his feet	Down the tower, across the tower	Down the body, dot for the head	Down Nobby and over his net	Down the plant and over the pirate's face	Round her face, down her hair and give her a curl			
o	c	k	u	b	f	e	l	h			
All around the orange	Curl around the caterpillar	Down the kangaroos body, tail and leg	Down and under, up to the top and draw a puddle	Down the laces, to heel, round the toe	Down the stem and draw the leaves	Lift off the top and scoop out the egg	Down the long leg	Down the head, to the hooves and over his back			
r	j	v	y	w	z	q	x				
Down his back, then curl over his arm	Down the body, curl and dot	Down a wing, up a wing	Down a horn, up a horn and under his head	Down up, down up	Zip-zag-zig	Round her head, up past her earrings and down her hair	Down the arm and leg, repeat the other side				